



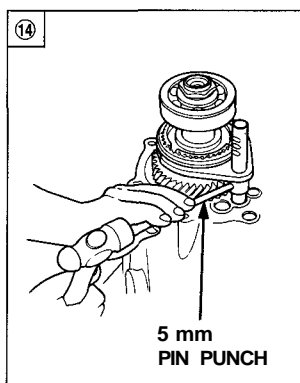
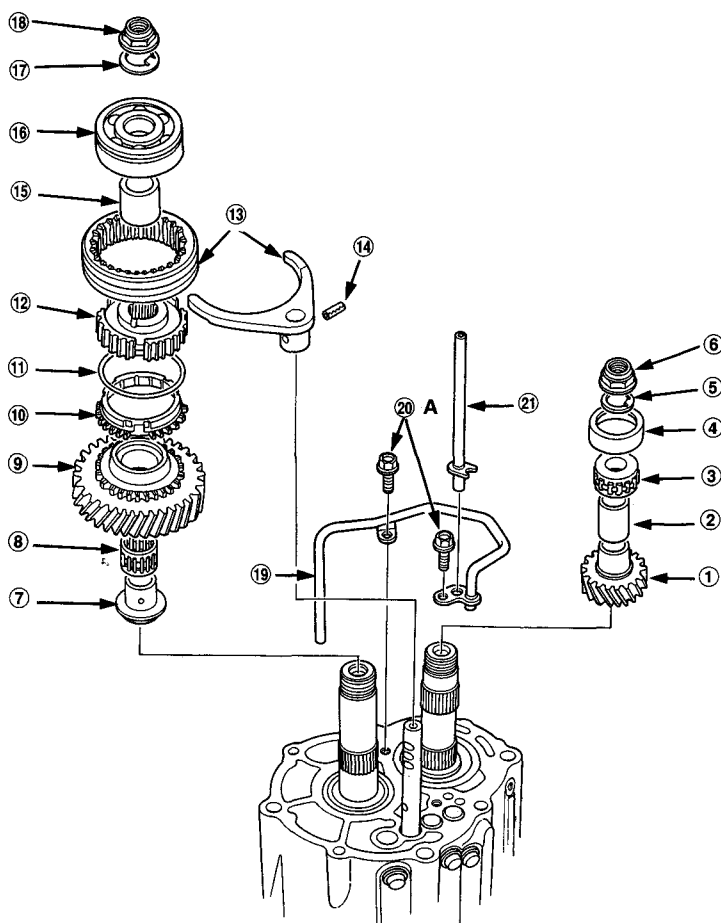
5th Gear

Installation

NOTE: Replace all the spring pin, and all locknuts.

1. Reassemble the parts following the numbered sequence.

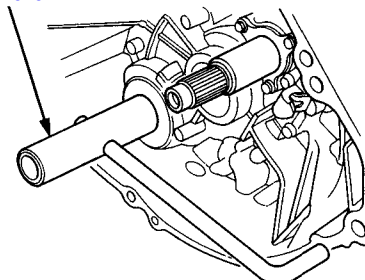
	Bolt Size	Torque Value	
A	6 x 1.0 mm	12 N·m (1.2 kg·m, 9 lb·ft)	⑳



⑥ ⑱

- 1. Install the special tool.

MAINSHAFT HOLDER
07924-PJ4010A



- 2. Tighten the locknut, then stake the locknut tab into the groove.
NOTE: Countershaft locknut have left-hand threads.

LOCKNUT:
MAINSHAFT:
185 → 0 → 185 N·m
(18.5 → 0 → 18.5 kg·m, 134 → 0 → 134 lb·ft)
COUNTERSHAFT:
165 → 0 → 165 N·m
(16.5 → 0 → 16.5 kg·m, 120 → 0 → 120 lb·ft)

